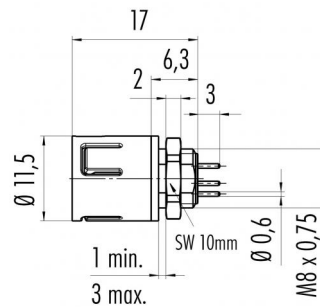


Product description	Snap-In IP67 male panel mount connector, Contacts: 5, shielding is not possible, dip-solder, IP67
Area	Snap-In IP67 series 620
Order number	99 9215 090 05

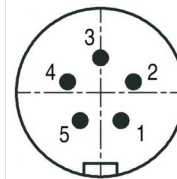
Illustration



Scale drawing



Contact arrangement (Plug-in side)



	X	Y
1	1,23	-1,70
2	2,00	0,65
3	0,00	2,10
4	-2,00	0,65
5	-1,23	-1,70

You can find the component part drawing and assembly instructions on the next page.

Technical data

General values

Connector design	male panel mount connector
Connector locking system	snap
Termination	dip-solder
Upper limit temperature	85 °C
Lower limit temperature	- 25 °C
Customs tariff number	85369010
Packaging Unit	100

Electrical values

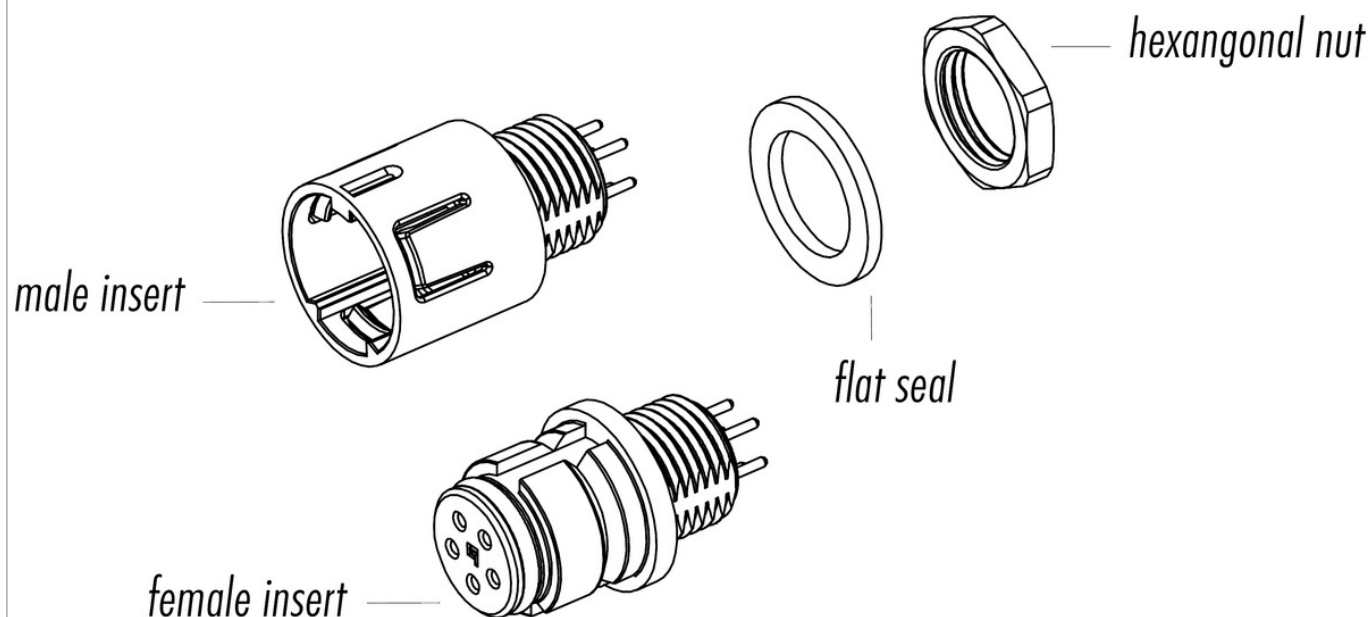
Rated current (40 °C)	2 A
Rated voltage	63 V
Rated impulse voltage	800 V
Pollution degree	2
Overvoltage category	II
Insulating material group	II
Insulation resistance	$\geq 10^{10} \Omega$
EMC compliance	shielding is not possible
Degree of protection	IP67
Mechanical operation	> 500 Mating cycles

Material

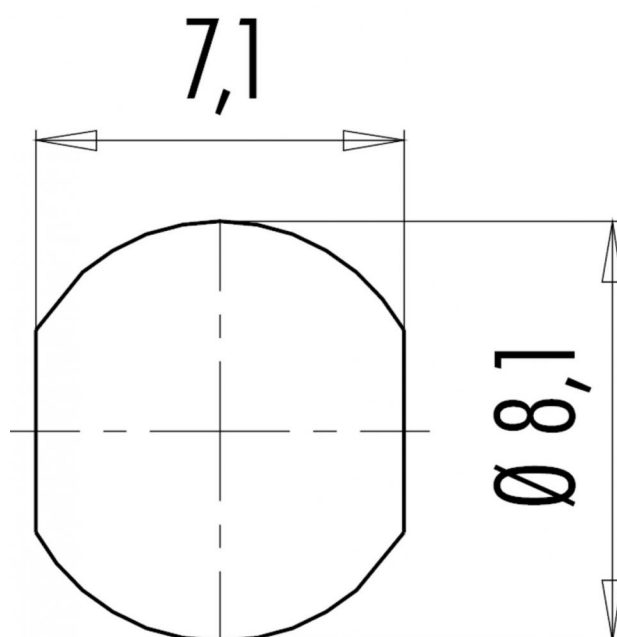
Contact material	CuZn (brass)
Contact plating	Au (gold)
Contact body material	PA (UL94 HB)
Housing material	PA
REACH SVHC	CAS 7439-92-1 (Lead)

Product description	Snap-In IP67 male panel mount connector, Contacts: 5, shielding is not possible, dip-solder, IP67
Area	Snap-In IP67 series 620
Order number	99 9215 090 05

Component part drawing



Assembly instructions / Panel cut-out



Product description	Snap-In IP67 male panel mount connector, Contacts: 5, shielding is not possible, dip-solder, IP67
Area	Snap-In IP67 series 620
Order number	99 9215 090 05

Security notices

The connectors are designed for use in plant, control system and electrical equipment. The end user is responsible for checking whether the connectors are suitable for use in other applications.

Connectors with degree of protection IP 67 and IP 68 are not suitable for use under water. When used outdoors, the connectors must be separately protected against corrosion. For further information about IP degrees of protection refer to 'Technical support' in the Download Centre.